



Experience multi-detail scoring
with the first portable, real-time
shot detection device.

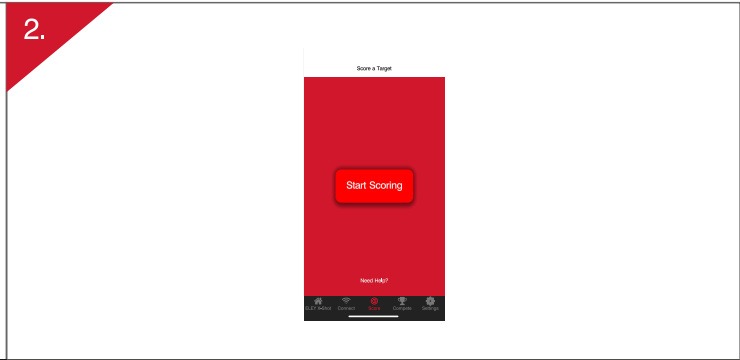
One Click Scoring.

www.eleyxshot.com


CONNECT WITH ELEY, CONNECT WITH THE WORLD[®]



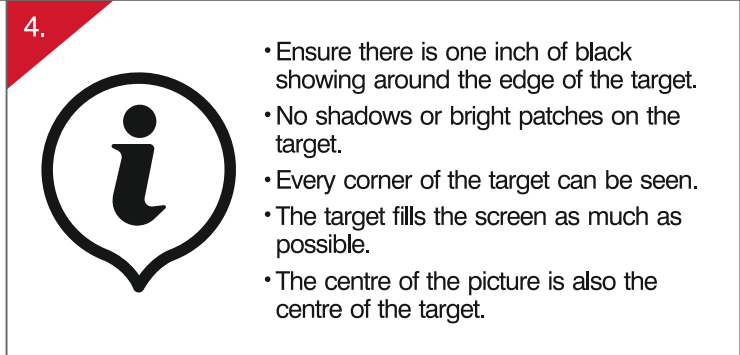
1. Open the ELEY x-shot app and click on the “One Click Scoring” button.



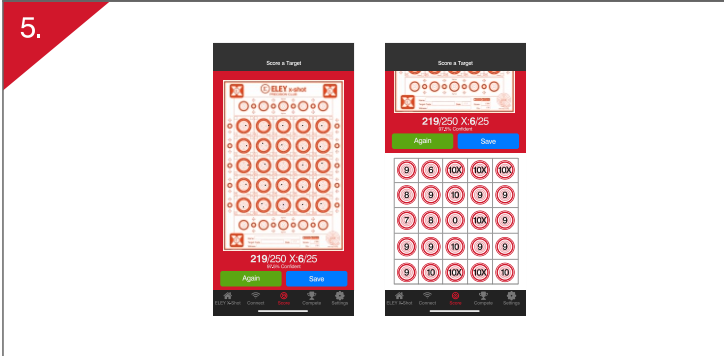
2. Click on the “Start Scoring” button.



3. Take a photo of the target. Click the “Use Photo” button.



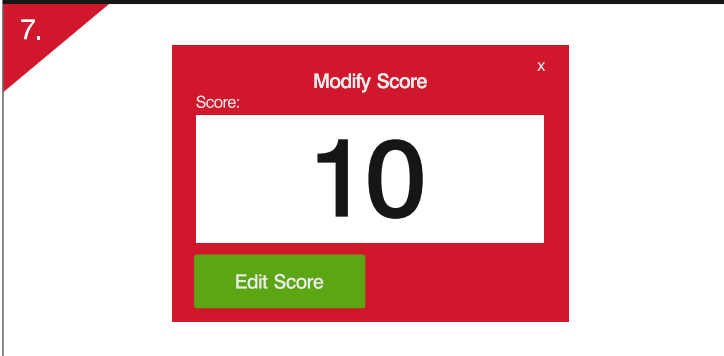
4. Photo alignment information.



5. The Score is calculated using the ELEY x-shot algorithm and target combo.



6. Before clicking “Save” you have the opportunity to manually adjust the score. To make an adjustment to a score, click on the score you want to modify.



7. A new window will appear. Enter the new score, if you hit an X, type 10X. Click “Edit Score”.



8. The new score will be underlined in red. Click “Save” to upload the data to the cloud. The system is ready to score your next target or return to the home screen.